
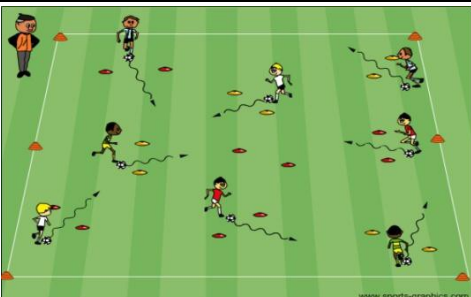
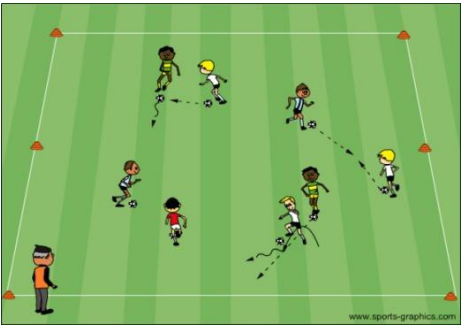
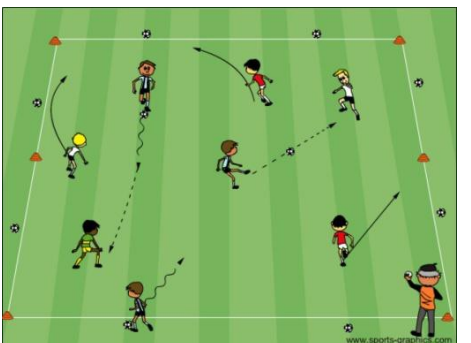




U6 - Lesson Plan - Week 13

Activity 1	Activity Description	Time
	<p>Body Part Dribble: All players dribbling a soccer ball. The coach calls out a body part (elbow! - knee!) and the players then touch their ball with that part of the body.</p> <p>Coach: Should vary the body parts, number of body parts he calls out, and rate at which he calls them out.</p>	<p>6 minutes</p>
	<p>Gate Dribbling: In a 15x20 yard grid set up as many gates (two cones about 2 yards apart). All players with a ball must dribble through the gate in order to score a point.</p> <p>Coach: Have players keep count of how many points they score in 30 seconds or a minute. Repeat asking the players to beat the score by one or more points. You can also ask them to dribble with the left or right foot only.</p>	<p>6 minutes</p>
	<p>Ball Tag: All players are dribbling a soccer ball in a 15x20 yard grid. The players try to hit another player's feet or soccer ball with their soccer ball. Players should keep count of how many times they tag another player.</p> <p>Version 2: If the players tag the coach, they are awarded 10 or 20 points. If the players tag other selected players, they are awarded 50 or 100 points.</p>	<p>6 minutes</p>
	<p>Catching Robbers: All players are spread around a 15x20 grid; only two players (the cops) have soccer balls. When the coach says "let's catch some robbers" the cops attempt to catch the robbers who are running around the grid by striking their legs below knee height with their soccer balls. Once a robber is caught he/she goes and gets any ball from the perimeter and becomes a cop.</p> <p>Coach: Place the balls that are not being used around the perimeter of the grid.</p>	<p>6 minutes</p>
<p>Scrimmage</p>	<p>Activity Description</p>	<p>Time</p>
<p>3v3 - Dual Field Scrimmage</p>	<p>Set up two fields of 15 x 20 yards with a 5yd space between them in order to keep the majority of your team playing.</p>	<p>25 minutes</p>